

SURGE PROTECTION

Spark gap: EXFS 100 / EXFS 100 KU

Document No.: 14-103-R2

Sheet: 1 of 1

German Cathodic Protection



EXFS 100

Isolating spark gap for use in hazardous zones with plastic coating and threaded M10 sockets.

- For indirect connection / earthing of functionally isolated parts of installations under lightning conditions
- Device for lightning equipotential bonding according to IEC 62305 in hazardous areas
- Approval according to ATEX Directive 94/9/EC and IECEx

Connection cable Cu 25 mm² for EXFS 100

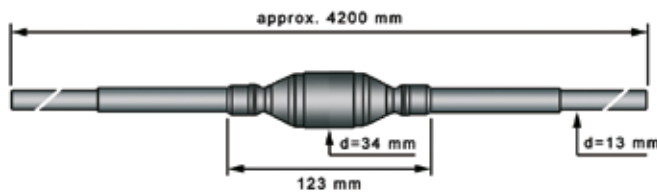
Connection cable for EXFS 100 with cable lug for M10 bolt, M10 screw, StSt nut (V2A) and spring washer.

Available cable length: 100, 200 or 300 mm



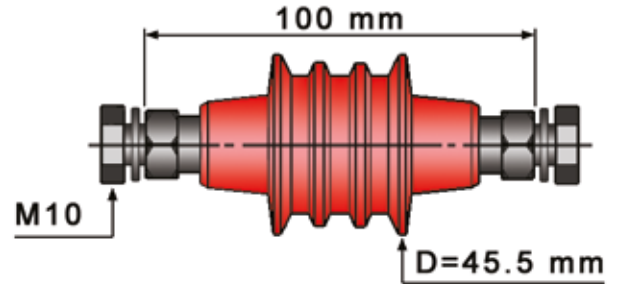
EXFS 100 KU

Spark gap for hazardous zones with 2 m connecting cables for underground installation



EXFS 100

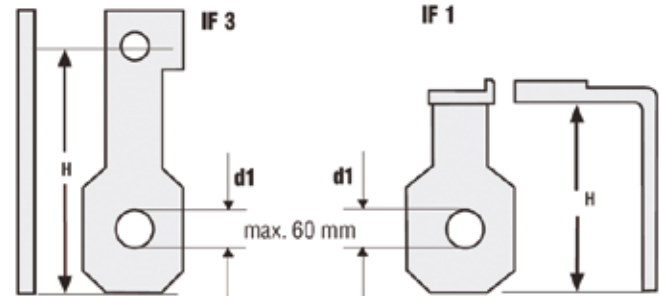
Isolating spark gap for hazardous zones with M10 bolt and nut



Connection bracket for EXFS 100

Terminal height H

Size	IF 1	IF 3
1	H = 0.08 m	H = 0.10 m
2	H = 0.10 m	H = 0.12 m
3	H = 0.14 m	---



EX isolating spark gap for installation above or below ground	EXFS 100	EXFS 100 KU
Lightning impulse current (10/350 μs) (Iimp)	100 kA	100 kA
Class (lightning current carrying capability)	H	H
Rated power-frequency withstand voltage (50 / 60 Hz) (UwAC)	250 V	250 V
Rated impulse sparkover voltage (Ur imp)	≤ 1.25 kV	≤ 1.25 kV
Operating temperature range (TU)	-20 °C ... +60 °C	-40 °C ... +60 °C
Degree of protection	IP 67	IP 67
Approvals	UL	UL
ATEX approvals	DEKRA 11ATEX0178 X	DEKRA 11ATEX0178 X
Ex marking according to EN 60079-0 and EN 60079-1: gas	II 2 G Ex db IIC T6 Gb	II 2 G Ex db IIC T6 Gb
Ex marking according to EN 60079-0 and EN 60079-31: dust	II 2 D Ex tb IIIC T80 °C Db IP 66/67	II 2 D Ex tb IIIC T80 °C Db IP 66/67
IECEx approvals	IECEx KEM 09.0051X	IECEx KEM 09.0051X
Ex marking according to EN 60079-0 and EN 60079-1: gas	Ex db IIC T6 Gb	Ex db IIC T6 Gb
Ex marking according to EN 60079-0 and EN 60079-31: dust	Ex tb IIIC T80 °C Db IP 66/67	Ex tb IIIC T80 °C Db IP 66/67
Inmetro approvals	TÜV 17.0698 X	TÜV 17.0698 X
Ex marking according to EN 60079-0 and EN 60079-1: gas	Ex db IIC T6 Gb	Ex db IIC T6 Gb
Ex marking according to EN 60079-0 and EN 60079-31: dust	Ex tb IIIC T80 °C Db IP 66/67	Ex tb IIIC T80 °C Db IP 66/67
Enclosure length	100 mm	100 mm
Enclosure diameter	45.5 mm	45.5 mm
Enclosure material	plastic sheath	plastic sheath
Connection of enclosure	M10 bushing, 2x M10x25 mm	M10 bushing, 2x M10x25 mm
- Rated discharge current (50 / 60 Hz) (Imax)	500 A / 0.2 sec.	500 A / 0.2 sec.
- Nominal discharge current (8/20 μs) (In)	100 kA	100 kA
- Power frequency sparkover voltage (50 / 60 Hz) (Uaw)	≤ 0.5 kV	≤ 0.5 kV
Connecting cable / Cable length	-----	NY-Y-J 1x25 mm ² / appr. 2 m
Customs tariff number (Comb. Nomenclature EU)	85369095	85369095