

SACRIFICIAL ANODES

Aluminium anodes

Document No.: 05-300-R1

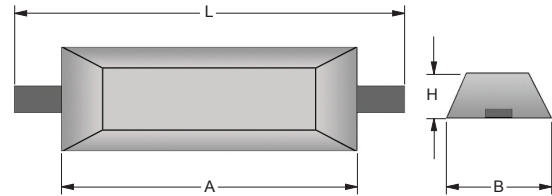
Sheet: 1 of 2

German Cathodic Protection



Standard Aluminium Hull Anodes

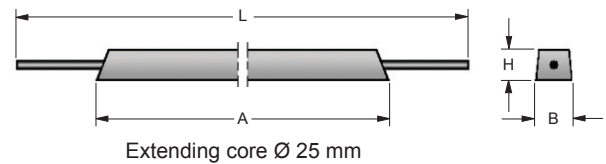
Type	Anode weight kg	Aluminium weight kg	A mm	B mm	H mm	L mm
15 Al	1.5	1.1	220	100	30	300
25 Al	2.5	2.0	270	120	32	350
43 Al	4.3	3.4	370	120	32	450
60 Al	6.0	5.2	600	120	41	700
80 Al	8.0	7.5	350	150	62	450
90 Al	9.0	7.8	960	120	37	1060
114 Al	11.4	10.6	600	120	76	700
170 Al	17.0	15.8	960	120	73	1060
350 Al	35.0	31.6	1920	120	71	2000



All types can be delivered for bolting. All weights and dimensions are nominal.

Standard Aluminium Anodes - Static Structures

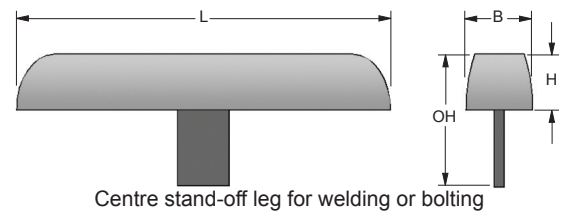
Type	Anode weight kg	Aluminium weight kg	A mm	B mm	H mm	L mm
280 HAL	27.3	21.5	1000	112	90	1500
385 HAL	37.7	30.0	1400	112	90	2000
485 HAL	47.7	40.0	1450	130	100	2000
516 HAL	51.6	40.0	2015	110	85	3000
566 HAL	56.6	45.0	2250	110	85	3000
585 HAL	57.7	50.0	1500	140	110	2000
616 HAL	61.6	50.0	2480	110	85	3000
625 HAL	62.5	54.8	1500	140	120	2000



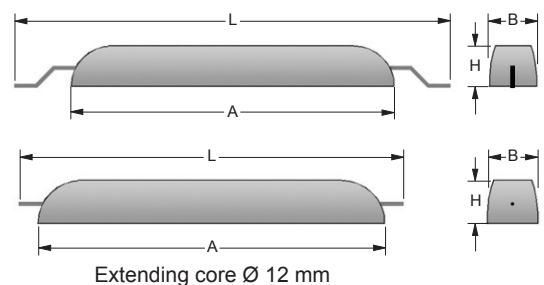
HAL Type anodes with variable lengths up to 2.5 m are available upon request. All weights and dimensions are nominal.

Standard Aluminium Tank Anodes

Type	Anode weight kg	Aluminium weight kg	L mm	B mm	H mm	OH mm
44 TAL	4.4	3.8	400	70	60	140
96 TAL	9.6	8.5	750	77	65	135



Type	Anode weight kg	Aluminium weight kg	A mm	B mm	H mm	L mm
100 TAL	10.0	8.7	1235	62	45	1415
125 TAL	12.5	11.2	1235	68	57	1415
200 TAL	20.0	18.4	1600	76	63	1780



All weights and dimensions are nominal and subject to variation in material compositions. Alternative configurations may be cast to requirements.

SACRIFICIAL ANODES

Aluminium anodes

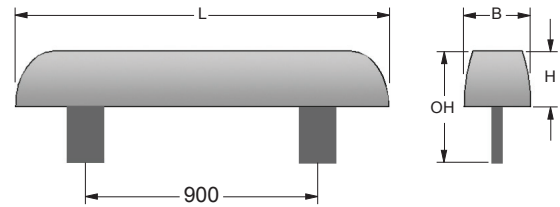
Document No.: 05-300-R1

Sheet: 2 of 2

German Cathodic Protection



Type	Anode weight kg	Aluminium weight kg	L mm	B mm	H mm	OH mm
105 TAI	10.3	8.7	1235	64	51	145
130 TAL	12.8	11.2	1235	68	58	145
160 TAL	15.7	13.7	1600	70	52	145
200 TAL	19.7	17.7	1600	76	63	145
230 TAL	22.6	20.0	2100	74	56	145
320 TAL	31.7	29.7	1600	95	84	165



Centre stand-off leg for welding or bolting

All anodes can be manufactured with double cranked insert. Other anode types can be manufactured according to requirements or specifications. All weights and dimensions are nominal and subject to variation in material compositions. Alternative configurations may be cast to requirements.

Chemical Compositions and Electrochemical Properties		
	BERALIN ALLOY	BECALIN ALLOY
Zn	3.5 - 6.5 %	3.5 - 6.5 %
In	0.01 - 0.03 %	0.01 - 0.03 %
Mn	0.01 % max.	0.1 - 0.25 %
Fe	0.13 % max.	0.22 % max.
Si	0.10 % max	0.10 % max.
Cu	0.006 % max.	0.01 % max.
Al	remainder	remainder
Closed circuit potential	-1100 mV vs Ag/AgCl	-1120 mV vs Ag/AgCl
Current capacity	max. 2680 Ah/kg	max. 2550 Ah/kg
Efficiency	90 %	86 %
Consumption	3.27 kg per A/year	3.45 kg per A/year
Special advantages	High current capacity, especially suited to applications where low anode weights are desirable, e.g. offshore structures.	High driving voltage, especially suited to applications where water resistivity precludes the use of standard aluminium alloy.